



Artses

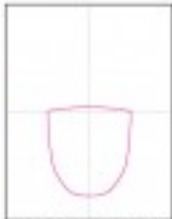


P. Schoenow

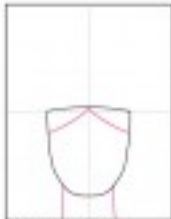
# Lady Liberty Portrait



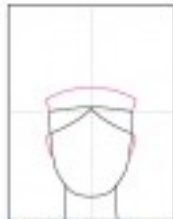
Supplies: Marker, watercolor paint



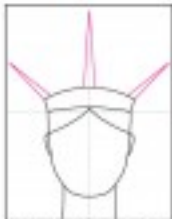
1. Make guide lines. Start head.



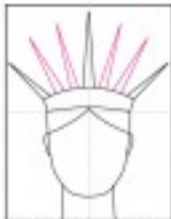
2. Add hair and neck.



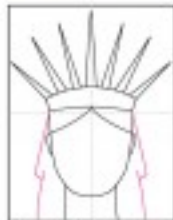
3. Draw hair and neck.



4. Draw three spikes as shown.



5. Add two spikes inbetween.



6. Add the hair lines.



7. Draw face. Add crown details.



8. Draw off panel lines and paint.

